

SECTION 08330 OVERHEAD COILING GRILLES AND DOORS

ROLLING ALUMINUM SHUTTERS ASH200 SERIES

THREE PART SHORT FORM SPECIFICATIONS (CSI)

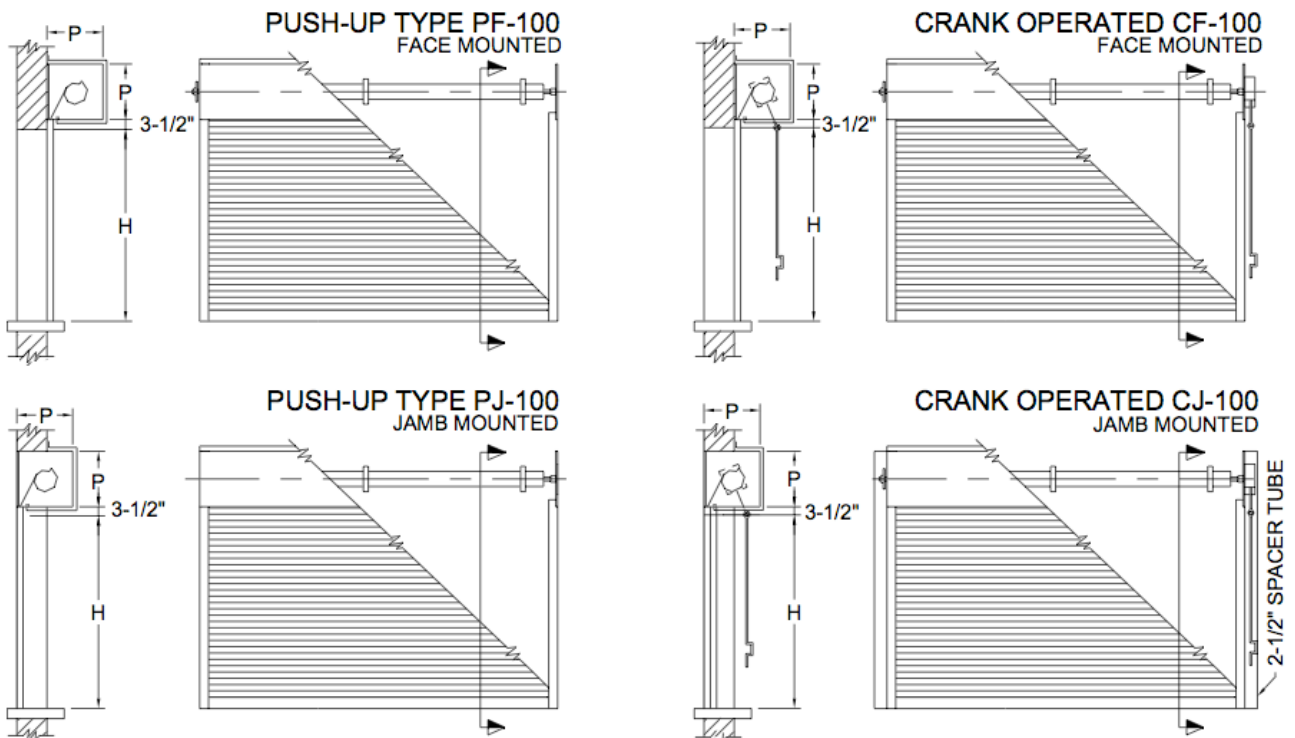
Part 1 – General

- 1.01 A. Supply Aluminum Shutters manufactured by Amstel Manufacturing, www.amstel-doors.com
Tel: 1-800-663-6206, (905) 508-0855, Fax: (905) 508-8487, 1-866-525-1304.
- B. Preparation of door opening, structural or miscellaneous ironwork, access panels, electrical wiring, conduit, disconnect switches, drywall and finish painting are in the scope of the work of other sections or trades.

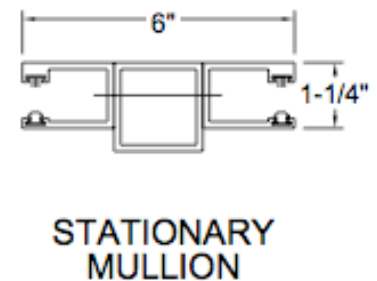
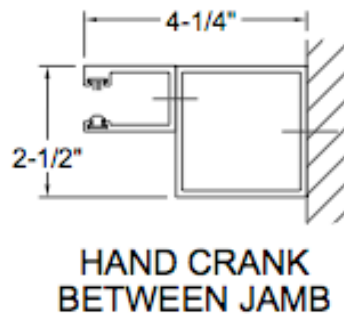
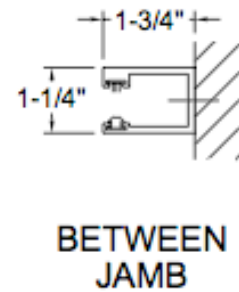
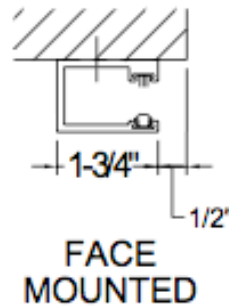
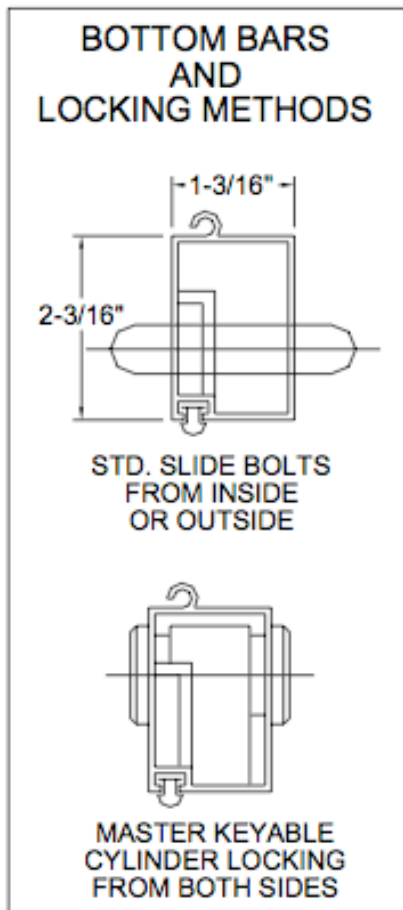
Part 2 – Products

- 2.01 Model: Rolling Aluminum Shutter ASH200 as manufactured by Amstel Manufacturing.
- 2.02 Curtain: Construct of interlocking extruded aluminum slat sections 0.050" thick, 1/2" deep and individually 1-1/2" high, with an overall width sized to suit door opening.

Bracket Size:	Maximum height to bracket:	Height of Opening Required:
6-1/2" x 6-1/2"	60"	56-1/2"
7-1/2" x 7-1/2"	96"	92-1/2"
8-1/2" x 8-1/2"	128-1/2"	125"



- 2.03 Aluminum Bottom Bar: Members are to be horizontal bottom bars of tubular aluminum extrusion 1-1/4" in width and 2" in height. Manufacturer's standard is slide-bolt lock at each end of bottom bar on coil side. Optional locking: master-keyed cylinder(s) on one or both sides or thumb-turn cylinder(s) on one side.
- 2.04 Aluminum Guides: Members are to be 1-1/4" wide by 1-3/4" deep extruded aluminum guide sections with built-in upset shoulders to provide curtain retention. Each guide to be fabricated with a bell mouth to provide smooth curtain operation. Mount steel stoppers to guides to prevent roll over and travel above finished bulkhead/soffit. Guides shall be fitted with a wool pile wear strip on the outside face and a rigid P.V.C. stripping on the interior face to ensure smooth and quiet operation and reduce wear. Fasten guides to masonry or structural supports with concealed fasteners at max. 2'-0" O.C..
- 2.05 Counterbalance: Construct of standard steel pipe of adequate diameter to prevent deflection exceeding 0.03" per foot of door width. Pipe barrel shall enclose oil tempered helical torsion springs of a design to ensure proper counterbalancing action with 25% overload factor. Spring tension adjustment shall be by means of an adjusting wheel and pin on the outside of the bracket plate.
- 2.06 Bracket Plates: Construct of minimum 1/8" thick steel plate, primer painted "gray".
- 2.07 Aluminum Hood: Construct of 0.040" clear anodized aluminum sheet, press-bent to form suitable coil enclosure. Hoods and fascias will have maximum length of 144" per section. Steel channel fabricated hood supports will be provided for hoods and fascias that exceed 144" in width. In such cases the client is responsible for suitable support within the bulkhead. Hoods are not furnished for doors where coil is located above ceiling.
- 2.08 Finish: Aluminum is to be 6063 aluminum alloy with T-5 temper. Standard factory finish to be 0.0004" (10 micron) clear anodizing. Optional finish: colour anodized or paint finish.
- 2.09 Operation: Manufacturer's standard is manual push-up operation. Optional hand-crank, or motor operation is available on most doors and for most mounting conditions. Depending on door model and size, manual push-up operation may be unsuitable and manufacturer will make recommendations. Door design is based on door specific conditions including but not limited to width, height and location. Motor operators will be sized based on the same conditions. Manufacturer provides tables for generalized sizing of components only.



Part 3 – Execution

- 3.0 Preparation and Examination: Site preparations are to be detailed by approved shop drawings. Verify opening dimensions by actual site measurements. Contractor shall make structural or other preparation of the opening to receive guides and grille, provide finish or trim to the opening.
- 3.1 Installation: Install in accordance with the manufacturer's shop drawings and instructions. Structural steel support, where provided by Amstel, is not self-supporting and must be adequately secured during installation for proper and safe operation of the door.
- 3.2 Maintenance: The guides should be kept clean of dirt, particularly in the area of the bottom of the guide pocket where dust and dirt can accumulate. On both anodized aluminum and stainless steel curtains, the curtains should be cleaned at least once a year with a damp rag and a non-abrasive cleaner. For cleaning of finished steel curtains consult finish manufacturer for recommendations. It is recommended that the grille curtain balance should be checked on a yearly basis and the tension adjusted if necessary. For motorized or crank operated grilles the chain should be lubricated four times a year.
- 3.01 Warranty: The standard warranty shall cover the repair or replacement of defective components or assembly labour for a period of one year following the installation of the grille.

SPECIFICATIONS SUBJECT TO CHANGE WITHOUT NOTICE