

TECHNICAL DETAILS






SLIDING GRILLES






- 03 **Model Overview**
 - AS100
 - AS200
 - AS300
 - AS400
 - AS500
 - AS600
 - AS700
 - AS800
- 13 **Model Comparison**
 - All Sliding Grille Models
- 14 **Locking Posts & Cylinders**
 - Learn about each locking post and compatible cylinders
- 18 **Track**
 - Dimensions, Standard Radius Curves, and Custom Curves
- 19 **Support**
 - Examples of support systems
- 20 **Emergency Egress**

Model Overview

All Sliding Grille Models

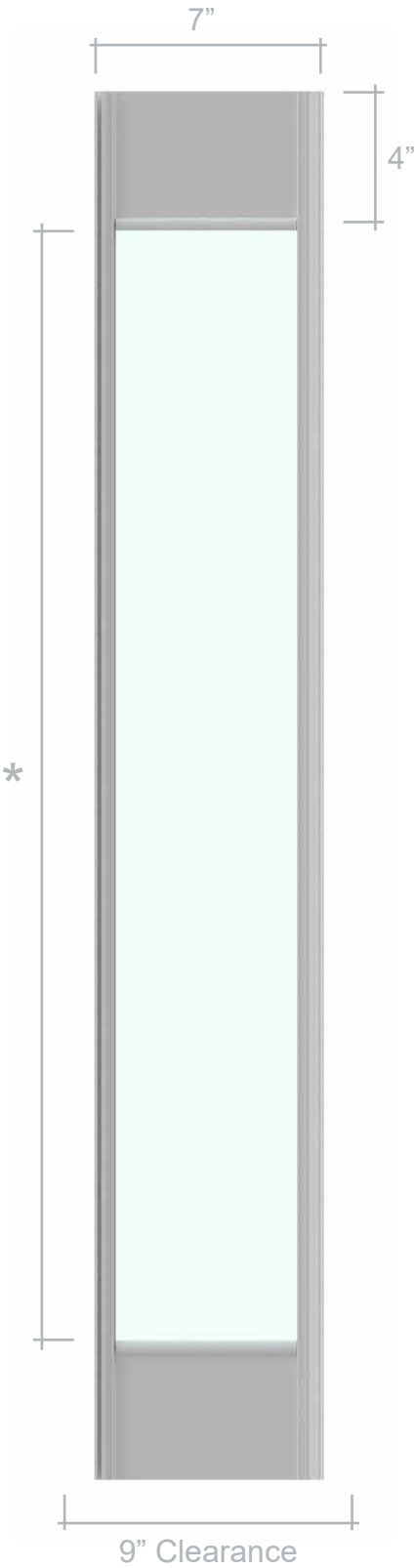
AS100	AS200	AS350	AS400	AS500
Tempered Glass Vista	Lexan Vista	Air Vista	Perforated Vista	Solid Vista
				

All Sliding Grille Models Continued.

AS600	AS700	AS800
Classic 126	Guardian Vista	Sentry
		


AS100 Glass Vista Sliding Grille

Product Data		
Curtain Category	Closed Style	
Curtain Finish Standard	Clear Anodized	
Curtain Finish Stock Colours	Black, White, Medium Bronze	
Curtain Finish Additional Colours	RAL & Custom Colour	
Curtain Patterns	Straight	
Curtain Spacing - Tempered Glass Inserts	✱	20", 25", 30", 35"
Curtain Height (Max)	12'-0"	3.66 m
Curtain Weight (Unfolded)	2.5 lbs / sq.ft.	12.20 kg / m²
Panel Width	7"	178 mm
Recommended Panel Width Clearance	9" min.	230 mm
Clearance Under Curtain	1-1/2"	38 mm
Clearance Under Curtain (Counter Top)	1"	26 mm
Locking Post - Standard	2, 4	
Locking Post - Compatible	2, 3, 4, 5, 6, 7, 8	
*Data subject to change without notice.		



AS200 Lexan Vista Sliding Grille



Product Data		
Curtain Category	Closed Style	
Curtain Finish Standard	Clear Anodized	
Curtain Finish Stock Colours	Black, White, Medium Bronze	
Curtain Finish Additional Colours	RAL & Custom Colour	
Curtain Patterns	Straight	
Curtain Spacing - Lexan Inserts 1/8"	20", 25", 30", 35"	
Curtain Height (Max)	14'-0"	4.27 m
Curtain Weight (Unfolded)	2.25 lbs / sq.ft.	11 kg / m2
Panel Width	7"	178 mm
Recommended Panel Width Clearance	9" min.	230 mm
Clearance Under Curtain	1-1/2"	38 mm
Clearance Under Curtain (Counter Top)	1"	26 mm
Locking Post - Standard	2, 4	
Locking Post - Compatible	2, 3, 4, 5, 6, 7, 8	
*Data subject to change without notice.		



AS350 Air Vista Sliding Grille



Product Data

Curtain Category	Closed Style	
Curtain Finish Standard	Clear Anodized	
Curtain Finish Stock Colours	Black, White, Medium Bronze	
Curtain Finish Additional Colours	RAL & Custom Colour	
Curtain Patterns	Straight	
Curtain Spacing - Air Vista Vertical Panel	Made to size	
Curtain Height (Max)	16'-0"	4.88 m
Curtain Weight (Unfolded)	2.2 lbs / ft2	10.74 kg / m2
Panel Width	7"	178 mm
Recommended Panel Width Clearance	9" min.	230 mm
Clearance Under Curtain	1-1/2"	38 mm
Clearance Under Curtain (Counter Top)	1"	26 mm
Locking Post - Standard	2, 4	
Locking Post - Compatible	2, 3, 4, 5, 6, 7, 8	
*Data subject to change without notice.		




AS400 Perforated Vista Sliding Grille

Product Data		
Curtain Category	Closed Style	
Curtain Finish Standard	Clear Anodized	
Curtain Finish Stock Colours	Black, White, Medium Bronze	
Curtain Finish Additional Colours	RAL & Custom Colour	
Curtain Patterns	Straight	
Curtain Spacing - Perforated Steel Inserts	20", 25", 30", 35"	
Curtain Height (Max)	16'-0"	4.88 m
Curtain Weight (Unfolded)	2.0 lbs / ft2	9.77 kg / m2
Panel Width	7"	178 mm
Recommended Panel Width Clearance	9" min.	230 mm
Clearance Under Curtain	1-1/2"	38 mm
Clearance Under Curtain (Counter Top)	1"	26 mm
Locking Post - Standard	2, 4	
Locking Post - Compatible	2, 3, 4, 5, 6, 7, 8	
*Data subject to change without notice.		




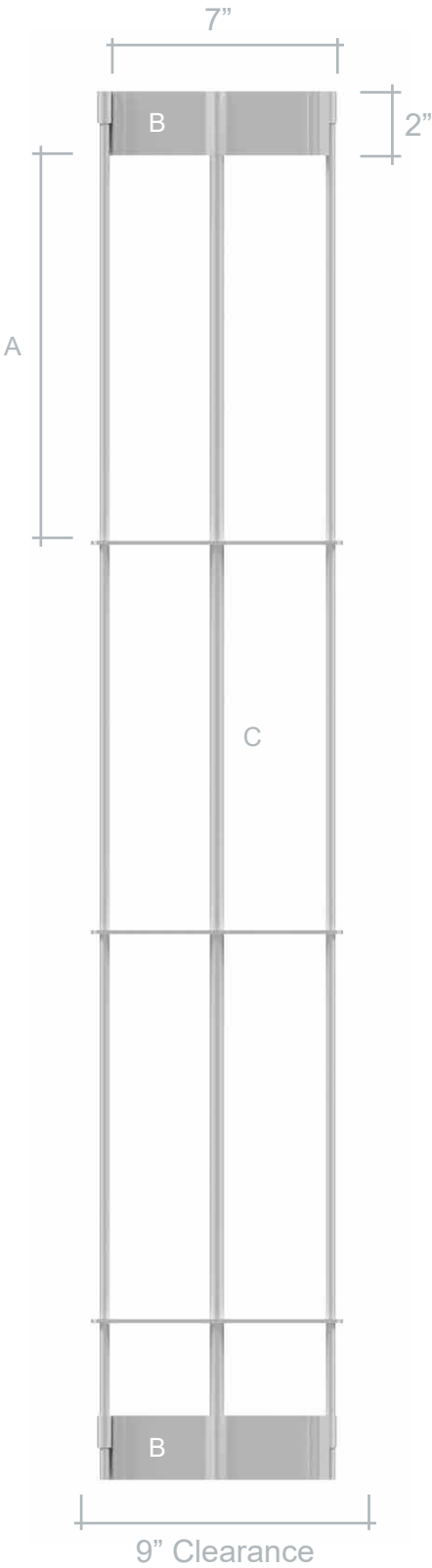
AS500 Solid Vista Sliding Grille

Product Data		
Curtain Category	Closed Style	
Curtain Finish Standard	Clear Anodized	
Curtain Finish Stock Colours	Black, White, Medium Bronze	
Curtain Finish Additional Colours	RAL & Custom Colour	
Curtain Patterns	Straight	
Curtain Spacing - Solid Vista Inserts	Made to size	
Curtain Height (Max)	16'-0"	4.88 m
Curtain Weight (Unfolded)	2.25 lbs / ft2	11 kg / m2
Panel Width	7"	178 mm
Recommended Panel Width Clearance	9" min.	230 mm
Clearance Under Curtain	1-1/2"	38 mm
Clearance Under Curtain (Counter Top)	1"	26 mm
Locking Post - Standard	2, 4	
Locking Post - Compatible	2, 3, 4, 5, 6, 7, 8	
*Data subject to change without notice.		




AS600 Classic Sliding Grille

Product Data			
Curtain Category	Open Style		
Curtain Finish Standard	Clear Anodized		
Curtain Finish Stock Colours	Not Available		
Curtain Finish Additional Colours	Not Available		
Curtain Patterns	Straight, Brick		
Curtain Spacing - Link Spacing	A	Standard: 12" Optional: 9", 6"	
Curtain Material Finish Options	B	2" Top & Bottoms	Standard: PVC Optional: Aluminum
	C	Spacer Tubes	Standard: PVC Optional: Aluminum
Curtain Height (Max)		12'-0"	3.66 m
Curtain Weight (Unfolded)		0.8 lbs / ft2	3.91 kg / m2
Panel Width		7"	178 mm
Recommended Panel Width Clearance		9" min.	230 mm
Clearance Under Curtain		1-1/2"	38 mm
Clearance Under Curtain (Counter Top)		1"	26 mm
Locking Post - Standard	2, 3		
Locking Post - Compatible	2, 3, 5, 6, 7, 8		
*Data subject to change without notice.			





Brick Pattern




Straight Pattern

AS700 Guardian Vista Sliding Grille

Product Data		
Curtain Category	Open Style	
Curtain Finish Standard	Clear Anodized	
Curtain Finish Stock Colours	Black, White, Medium Bronze	
Curtain Finish Additional Colours	RAL & Custom Colour	
Curtain Patterns	Straight, Brick	
Curtain Spacing - Dado Spacing	A	Standard: 12" Optional: 9", 6"
Curtain Height (Max)		14'-0"4.27 m
Curtain Weight (Unfolded)	1.5 lbs / ft2	7.33 kg / m2
Panel Width	7"	178 mm
Recommended Panel Width Clearance	9" min.	230 mm
Clearance Under Curtain	1-1/2"	38 mm
Clearance Under Curtain (Counter Top)	1"	26 mm
Locking Post - Standard	2, 3	
Locking Post - Compatible	2, 3, 5, 6, 7, 8	
*Data subject to change without notice.		




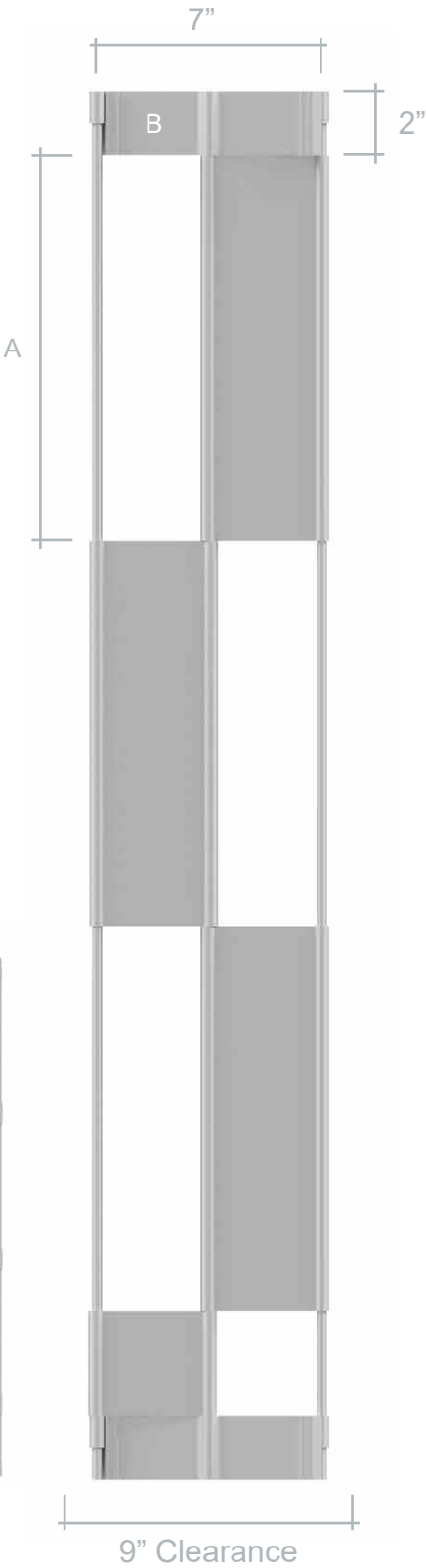
Brick Pattern



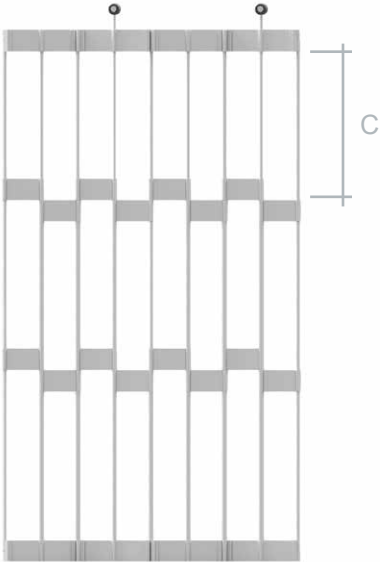
Straight Pattern

AS800 Sentry Sliding Grille


Product Data			
Curtain Category	Open Style		
Curtain Finish Standard	Clear Anodized		
Curtain Finish Stock Colours	Not Available		
Curtain Finish Additional Colours	Not Available		
Curtain Patterns	Straight, Brick		
Curtain Spacing - Link Spacing	A	Standard: 12" Optional: 9", 6"	
Curtain Material Finish Options	B	2" Top & Bottoms	Standard: PVC Optional: Aluminum
	C	Spacer Tubes	Standard: PVC Optional: Aluminum
Curtain Height (Max)		12'-0"	3.66 m
Curtain Weight (Unfolded)		0.8 lbs / ft2	3.91 kg / m2
Panel Width		7"	178 mm
Recommended Panel Width Clearance		9" min.	230 mm
Clearance Under Curtain		1-1/2"	38 mm
Clearance Under Curtain (Counter Top)		1"	26 mm
Locking Post - Standard	2, 3		
Locking Post - Compatible	2, 3, 5, 6, 7, 8		
*Data subject to change without notice.			



12" Pattern



S12 Pattern












525 Pattern




Model Comparison

	AS100	AS200	AS300	AS400	AS500	AS600	AS600 Stainless	AS700	AS800
Weights									
Lbs / Ft²	2.5	2.25	2.2	2.5	2.0	0.8	-	1.5	1.5
Kg / M²	12.2	11	10.7	9.8	11	3.9	-	7.3	-
Curtain Style									
Closed Curtain	•	•	•	•	•				
Open Curtain						•	•	•	•
Maximum Dimensions									
Max Width	∞	∞	∞	∞	∞	∞		∞	∞
Max Height Imperial	12'-0"	14'-0"	16'-0"	14'-0"	16'-0"	14'-0"		16'-0"	14'-0"
Max Height Metric	3658 mm	4267 mm	4877 mm	4267 mm	4877 mm	4267 mm		4877 mm	4267 mm
Finish									
Clear Anodized	•	•	•	•	•	•		•	•
White	•	•	•	•	•			•	•
Black	•	•	•	•	•			•	•
Medium Bronze	•	•	•	•	•			•	•
RAL Swatch	•	•	•	•	•			•	•
Custom Colour Match	•	•	•	•	•			•	•
Stainless #4							•		
*Data subject to change without notice.									




All Locking Posts Models

#0	#2	#3	#4	#5
				
#6	#7	#8	#9	
				




All Locking Posts Models

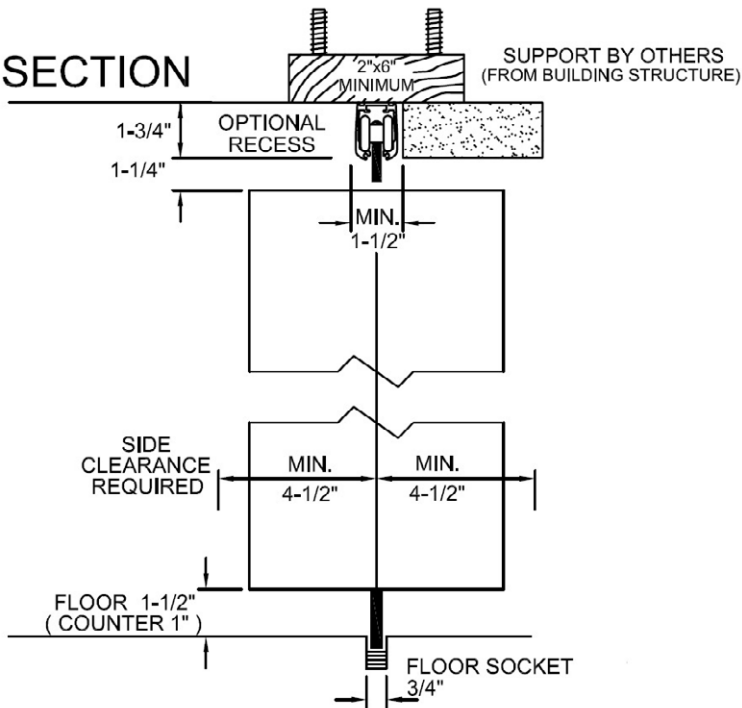

Post Name:	#2	#3	#4
			
Post Description	Top and Bottom Locking Post	Bottom Locking Post w/ Cylinders	Bottom Locking Post w/ Knob
Locking Positions	Top & Bottom Locking	Bottom Locking Only	Bottom Locking Top Locking (optional)
Lock Control Orientation	Cylinder Exterior & Thumb Turn Interior Cylinder Exterior & Interior Cylinder Exterior Only Cylinder Interior Only Thumb Turn Interior Only	Cylinder Exterior & Thumb Turn Interior Cylinder Exterior & Interior Cylinder Exterior Only Cylinder Interior Only Thumb Turn Interior Only	Knob Control Interior Only
Maximum Height	14'-0" 3658 mm	16'-0" 4877 mm	16'-0" 4877 mm
Minimum Height	3'-0" 914 mm	3'-0" 914 mm	-
*Data subject to change without notice.			

All Locking Posts Models

Post Name:	#5	#6	#7
			
Post Description	Bi-Part Locking Post	Self-Locking Post	Hookbolt w/ Wall Striker Post
Locking Positions	Bottom & Hookbolt Locking Top Locking (Optional)	Bottom & Top Locking	Hookbolt & Wall Mount Striker
Lock Control Orientation	Cylinder Exterior & Thumb Turn Interior Cylinder Exterior & Interior Cylinder Exterior Only Cylinder Interior Only Thumb Turn Interior Only	None	Cylinder Exterior & Thumb Turn Interior Cylinder Exterior & Interior Cylinder Exterior Only Cylinder Interior Only Thumb Turn Interior Only
Maximum Height	14'-0" 3658 mm	16'-0" 4877 mm	
Minimum Height	3'-0" 914 mm	-	
*Data subject to change without notice.			

All Locking Posts Models

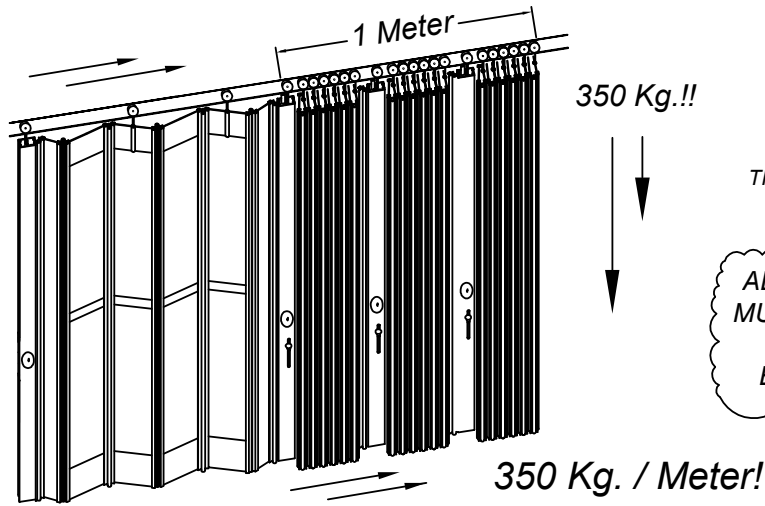
Post Name:	#8	#9	#0
			
Post Description	Fixed Post	Fixed Post with Flange	Blank Post
Locking Positions	Wall Mount Striker	Wall Mount Striker	None
Lock Control Orientation	Fixed Post Fastened to Wall with Support	Fixed Post Fastened to Wall with Support. Flange is used if limited sideroom on site.	None
Maximum Height	Max Grille Height	Max Grille Height	Max Grille Height
Minimum Height	Min Grille Height	Min Grille Height	Min Grille Height
*Data subject to change without notice.			



Track Details

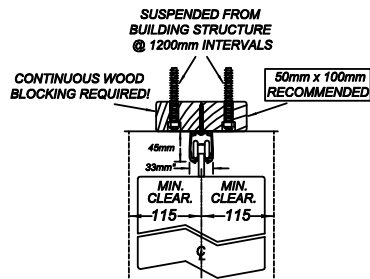
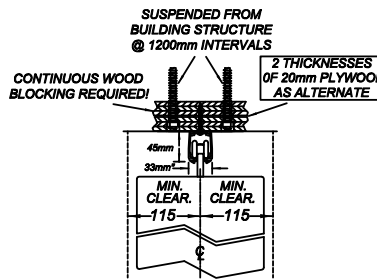
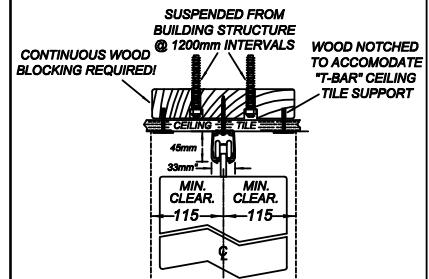
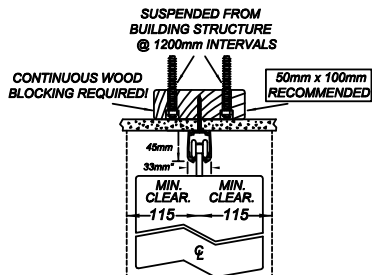
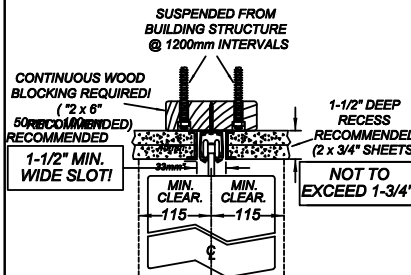
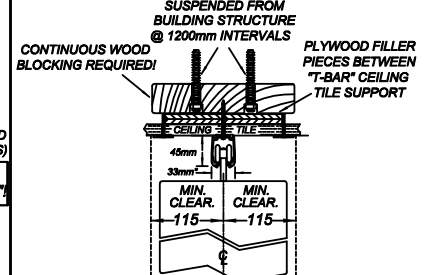
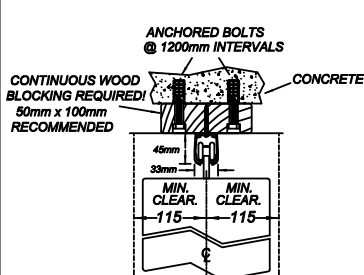
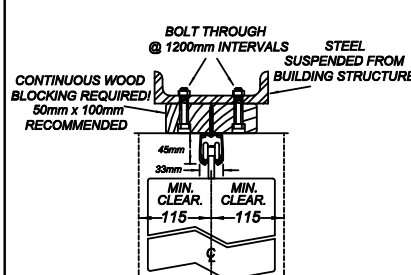
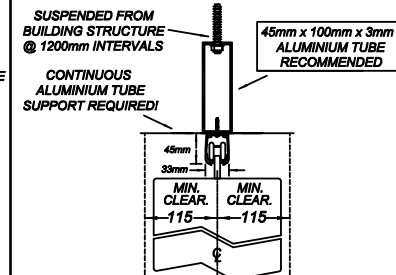
Straight Track	
Lengths	48", 96"
Curved Track	
45 Degree Curve Radius	Standard: 14"
90 Degree Curve Radius	Standard: 14" Optional: 10", 35", 48"
S-Curves	
S-Curves are used to off-set straight track. By cutting 45 degree 90 degree curves you and joining them together you can achieve an S-curve. You do not want to have an off-set less than 6". Offsets greater than 42" are not considered an S-curve assembly, rather are just two standard curves off-set by straight track. S-curves can be easily cut on site by installers or can be pre-cut by manufacturing.	
Custom Radius Curves	
Custom radius curves are manufactured with a high level of precision and craftsmanship. Custom radius curves are manufactured from 1:1 track templates or Autocad drawings. There is no limit to the length of custom radius curve we produce. For packaging purposes the custom radius curve is cut into sections and labelled for ease of installation.	
*Data subject to change without notice.	

Typical Support Details

**NOTICE!**

PLEASE NOTE THAT SLIDING GRILLES NATURALLY FOLD UP INTO HEAVY "STACKS" WHILE BEING MOVED AROUND THE OPENING. THIS LOAD MUST BE TAKEN INTO ACCOUNT WHEN YOU ARE DESIGNING YOUR TRACK SUPPORT

ALL SLIDING GRILLE SUPPORT SYSTEMS MUST BE ABLE TO SUPPORT THE WEIGHT OF A FULLY STACKED GRILLE EVERYWHERE ALONG THEIR LENGTH.

**SLIDING GRILLE SUPPORT
(GENERAL CONDITIONS)****SLIDING GRILLE SUPPORT
(GENERAL ALTERNATE)****SLIDING GRILLE SUPPORT
(BELOW SUSPENDED CEILING)****SLIDING GRILLE SUPPORT
(SURFACE MOUNTED TRACK)****SLIDING GRILLE SUPPORT
(RECESSED TRACK)****ALTERNATE SLIDING GRILLE SUPPORT
(BELOW SUSPENDED CEILING)****SLIDING GRILLE SUPPORT
(FROM CONCRETE)****SLIDING GRILLE SUPPORT
(FROM STEEL)****SLIDING GRILLE SUPPORT
(FROM ALUMINIUM TUBE)**

Emergency Egress



Emergency Egress Door	A door manufactured into the sliding grille designed to provide an easy escape from the secured space in the case of an emergency. The emergency egress door is designed to fall out when disengaged and must be re-set before the sliding grille is used again.
Clear Opening Dimensions	3'-7" x 7'-0"
Hookbolt Lock Release	Thumb Turn (standard) 1/4 Turn Thumb Turn Lever Handle 1/4 Turn Lever Handle
Lock Protection	Vista style lock protection panels are provided for open style sliding grilles to prevent people from reaching around and accessing the release cylinder on the emergency egress door.
*Data subject to change without notice.	